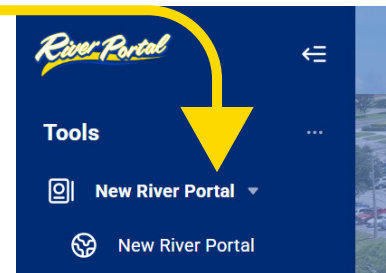
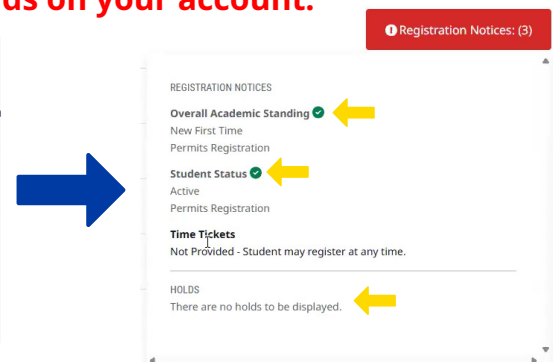
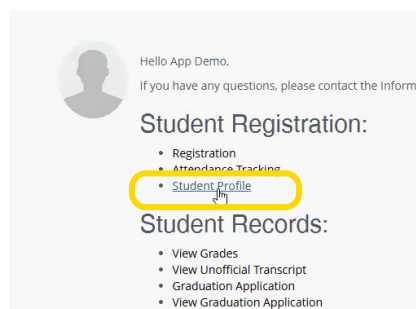
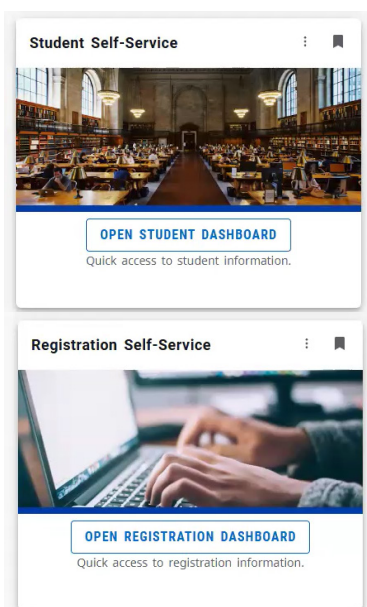


How To Register For Classes

1. Log in and select your **New River Portal**.
2. Verify you are able to register by checking your registration notices. Click Open Student Dashboard on the **Student Self-Service card**. Navigate to your **student profile** and select the red tinted box titled **Registration Notices**.



Make sure you have two green check marks and no holds on your account.



3. Return to the home page of your **New River Portal**. Locate and click Open Registration Dashboard on the **Registration Self-Service card**.

4. Select **Register for Classes** and choose the semester.
**You can check the date a semester opens for registration on the academic calendar*



Register for Classes
Search and register for your classes.

5. **Find classes** by searching the Subject, Course Number, Instructor, and/or Campus .

[Student](#) / [Registration](#) / [Select a Term](#) / Register for Classes

Find Classes Enter CRNs Schedule and Options

Enter Your Search Criteria ⓘ

Term: Fall 2026

Subject:

Course Number:

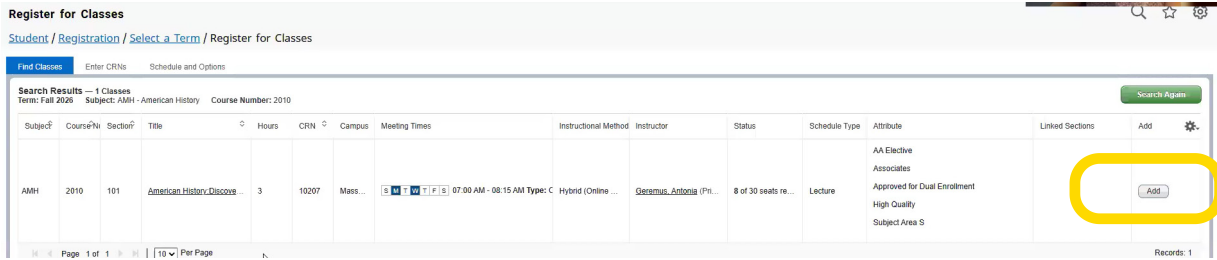
Keyword:

Instructor:

Campus:

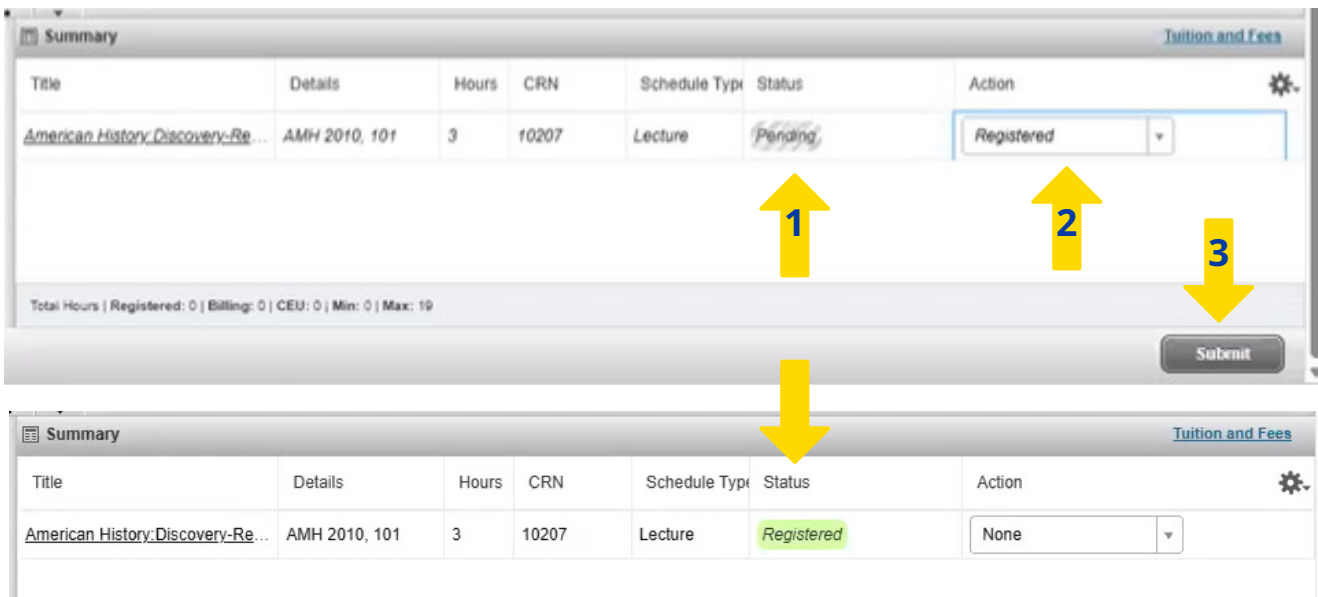
 [Advanced Search](#)

6. Select your desired section for the class from the options that are shown by clicking Add. *Adding a selection to your 'cart' DOES NOT save your seat or complete registration!*

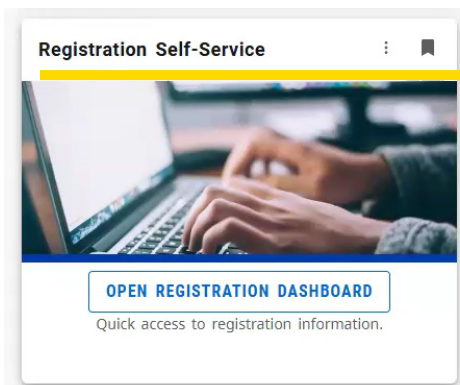
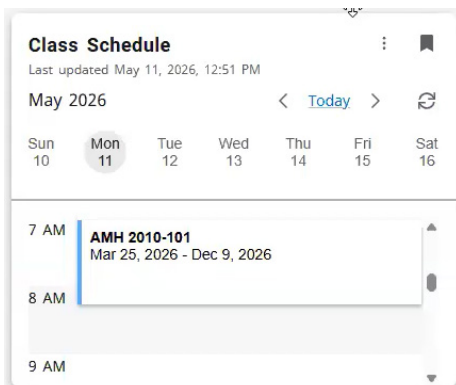


7. Click **Search Again** in the top right corner and repeat steps 5 & 6 until you have all of your desired classes in the cart.

8. All recently added classes in your cart will have a **Pending status**. The **action menu next to each class will say Registered** but you are not done yet! You must **click the submit button** to complete the registration and reserve your seat in the classes in your cart. The status will **change from Pending to Registered**.



9. Check your class schedule from the **Registration Self Service card** under View Registration Information or with the **Class Schedule card** on the home page of your New River Portal.



[View Registration Information](#)
View your past schedules and your ungraded classes.